



Background Data

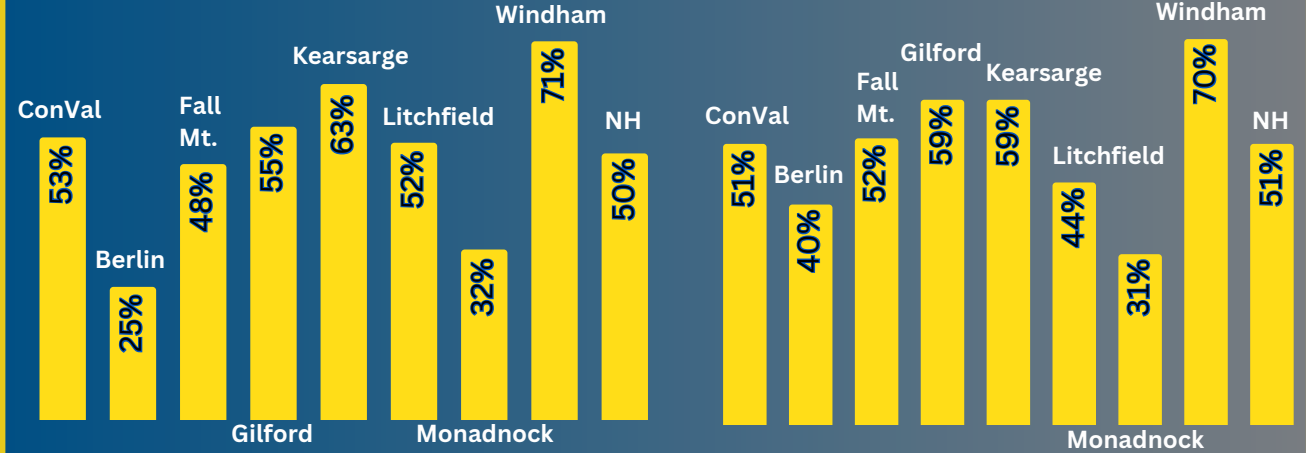


Cost per Student 2021-22



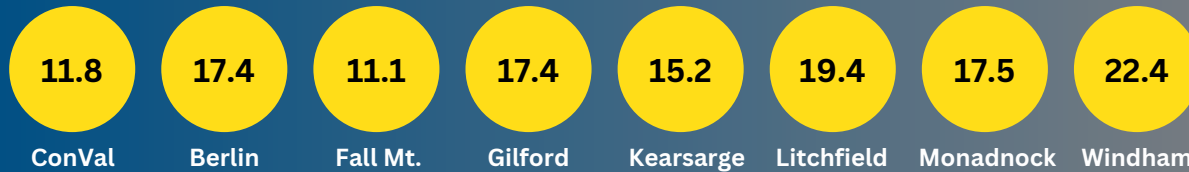
Reading

4th Grade Pass Rate - 2022-23



Peer Districts - Average Class Size Grades 1-4

2022-23



✓ TECHNOLOGY

Prismatic Equity Check

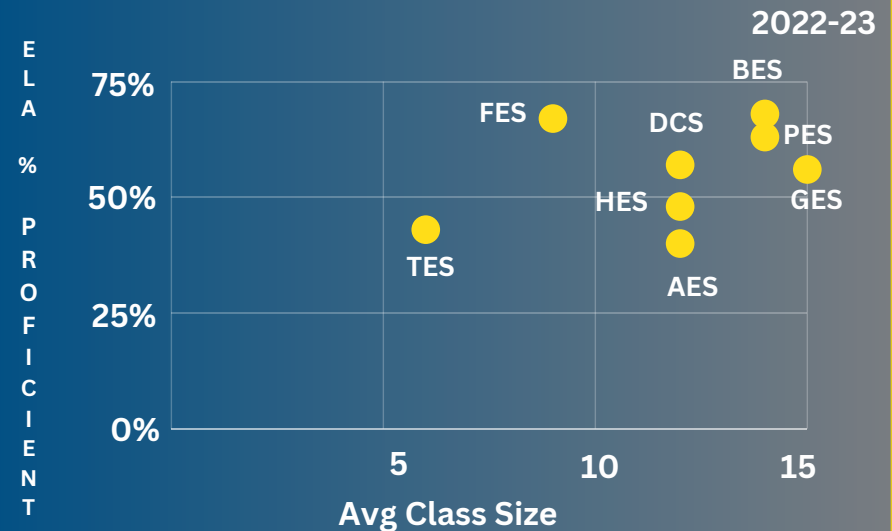

✓ FACILITIES

✓ TRANSPORTATION

✗ FOOD

✗ ATHLETICS

Peer Districts - Cost per Student 2021-22





Deeper Dive Into Data



Per Pupil Costs

| School | 2021-22 |
|-----------------|----------|
| Antrim ES | \$25,018 |
| Dublin ES | \$31,511 |
| Fracestown ES | \$30,131 |
| Greenfield ES | \$26,699 |
| Hancock ES | \$24,661 |
| Peterborough ES | \$24,141 |
| Pierce ES | \$28,842 |
| Temple ES | \$33,298 |
| Great Brook MS | \$25,473 |
| South Meadow MS | \$23,243 |
| ConVal HS | \$24,121 |

Personnel Costs

| School | 2023-24 |
|-----------------|--------------|
| Antrim ES | \$2,658,473 |
| Dublin ES | \$932,358 |
| Fracestown ES | \$551,463 |
| Greenfield ES | \$1,595,369 |
| Hancock ES | \$1,582,176 |
| Peterborough ES | \$4,082,398 |
| Pierce ES | \$1,148,767 |
| Temple ES | \$796,454 |
| Great Brook MS | \$3,880,034 |
| South Meadow MS | \$5,431,988 |
| ConVal HS | \$10,417,898 |

Facility Costs

| School | 2023-24 |
|-----------------|-----------|
| Antrim ES | \$140,211 |
| Dublin ES | \$124,122 |
| Fracestown ES | \$101,702 |
| Greenfield ES | \$97,223 |
| Hancock ES | \$94,964 |
| Peterborough ES | \$243,458 |
| Pierce ES | \$94,760 |
| Temple ES | \$96,634 |
| Great Brook MS | \$230,704 |
| South Meadow MS | \$530,648 |
| ConVal HS | \$717,175 |

of Schools



Avg Teacher Salary

| | Year 1 | Year 5 | Year 15 |
|------------|----------|----------|----------|
| ConVal | \$41,100 | \$45,100 | \$55,100 |
| Berlin | \$40,673 | \$48,320 | \$67,436 |
| Fall Mt. | \$44,864 | \$50,759 | \$63,391 |
| Gilford | \$44,270 | \$50,835 | \$62,652 |
| Kearsarge | \$40,852 | \$49,021 | - |
| Litchfield | \$41,612 | \$47,955 | \$64,274 |
| Monadnock | \$40,750 | \$43,250 | - |
| Windham | \$40,852 | \$47,208 | \$68,402 |