

**OFFICE OF THE SUPERINTENDENT OF SCHOOLS**

**106 Hancock Road  
Peterborough, New Hampshire**

**CONTOOCOOK VALLEY SCHOOL BOARD**

**Tuesday, October 3, 2017**

**School Board Meeting**

**7:00 p.m.**

**SAU Board Room**

**Minutes**

**BOARD**

Rich Cahoon, Richard Dunning,  
Bernd Foecking, Janine Lesser,  
Niki McGettigan, Stephan Morrissey,  
Pierce Rigrod, Crista Salamy,  
Myron Steere, Jerome Wilson

Lily Denehy, Student Rep.

**ADMINISTRATION**

Kimberly Saunders, Supt.  
Dr. Ann Forrest, Asst. Supt.  
Tim Markley, H.R.  
Mindy Ryan, B.A.  
Gib West, CVHS  
Nicole Pease, DCS  
Kat Foecking, FES  
Colleen Roy, GES,  
Helena Bates, PES  
Fabiola Woods, TES

**1. Call to Order and Pledge of Allegiance**

**Myron Steere called the meeting to order at 7:00 p.m. The Pledge of Allegiance was recited.**

**2. Moment of Silence – Nick Seymour**

A moment of silence took place in memory of Nick Seymour, former ConVal graduate and teacher.

**3. Accept School Board Meeting Minutes (Board Vote Required)**

**a. September 19, 2017**

**Dick Dunning motioned to accept the minutes of September 19, 2017. Stephan Morrissey second. Niki McGettigan abstained. All else in favor. Motion carried.**

**4. Points of Pride**

Kimberly Saunders shared various Points of Pride as reported to her from administrators.

**5. Public Comment**

None.

**6. Consent Agenda**

**a. Personnel**

- 1) Retirement – Kay Jamison – June 2019
- 2) Retirement Jane Gnade – June 2019
- 3) Retirement – Judith Parsons – June 2019

**Stephan Morrissey moved to approve the June 2019 retirements as read with thanks. Dick Dunning second. Unanimous.**

**4) Notice of Stipend Positions – Athletic**

Tim Markley referenced the notice of stipend positions as informational for the board.

**b. Enrollment Report – October 1, 2017**

Tim Markley noted the October 1, 2017 enrollment report included in the agenda packet.

*MISSION STATEMENT*

*The ConVal Regional School District, in partnership with its member communities, will inspire all learners to achieve academically, contribute to the global community, and thrive as independent and productive citizens.*

### **c. Board Requests – Adequacy**

Kimberly Saunders referenced adequacy information. Superintendent Saunders reported that this is the way that she understands that adequacy will be decreased by 4% each year through 2040-2041.

## **7. Superintendent's Report and Presentation of Business**

### **a. Monthly Events Calendar**

Education Committee will not meet on October 16<sup>th</sup> as a result of just having met on the 2<sup>nd</sup>. Budget & Property Committee was moved to 5:30 on October 24<sup>th</sup> and Communications was moved to 6:30 on the 24<sup>th</sup> as well. Education Committee will meet on November 13<sup>th</sup> at 5:30 rather than November 20<sup>th</sup>.

### **b. ATC SMART Goals**

John Reitnauer and Michelle Voto were present to share information related to the ATC SMART Goals.

Ms. Voto shared information about work recently conducted in conjunction with the ATC and gathering historical data.

John Reitnauer reported on work on data trends for enrollment for the past several years. Labor trends for the Monadnock area were used for comparison purposes. The ATC has been open for twenty-two years. Data reflected a dip in enrollment when the courses transitioned from semester long courses to year-long courses from 12/13 to 13/14. Since moving back to semester long courses, enrollment has increased. There has been an 86% decline in area school ATC enrollments over the past six years and a 29% decline in ConVal ATC enrollments over the past 6 years. Dick Dunning said that the decline may not be as dramatic as it seems when factoring in the overall decline in enrollment at CVHS. In the past, over 1200 students were enrolled, now down to 743.

Discussion took place about "Completer" status. Reasons for the decline were discussed. Certain figures in the grant have to be identified before receiving grant dollars. The drop in the Accounting program is a result of the lack of bringing in a qualified staff member when the previous teacher left the district.

Cabinetmaking and Millwork was deemed no longer approved in 2015 due to a lack of credentialing for the staff member. Computer Engineering Technology pathways were reconfigured to allow classes being already taught separated into two tracks; allowing Running Start. As a result, an increase in participation has been realized.

Cooking and Related Culinary Arts was in place up until 2011/2012. This was not a state approved CTE Program. Therefore, funding was not available for this program. It does not follow the state framework. Early Childhood Education and Teaching has gone through a number of changes; it was Early Childhood, Elementary Education, and now Teachers of Multiple Levels. The program was updated in 2014/2015 to a Teacher Education Program at multiple levels. Engineering has been multiple things. Currently, four different levels are being taught. Students are able to take four different years of being involved with college level courses. Film/Video and Photographic Arts numbers have been up and down. A new teacher came in four years ago and the program now has a waiting list. Fire Science/Fire Fighting is a new program as of 2016/2017. Last year, seven students were in Firefighter I program. Success here allows students to move into the EMT Program. Two students will make that move. Discussion took place about looking at additional programming that would allow students who are not eligible to become EMT's until age 18 to remain engaged in the program. Not all students who want to become an EMT want to be a firefighter and vice versa. Graphic Design was not a part of CTE in 2011/2012. In 2012/2013 it became a state approved program. It is a strong program and works in conjunction with photography. Health Professions involved Health Occupations and LNA course work. Anatomy and Physiology (A&P) I and II was offered. Health Explorations was a robust internship piece where students were immersed in health careers of interest. In 2013/2014, the program was deemed not to be a State Approved CTE Program. The instructors were not credentialed. In addition, Conant began their own A&P program which had an impact in the program.

Employment Trends based on Economic and Labor Market data was shared.

Goals – Three new programs for CTE Programming

- 1) By September 2018, offer a new CTE Manufacturing Program that aligns to the State DOE competencies and industry standards with an embedded internship component.
- 2) By September 2018, offer a new CTE Accounting Program that aligns to the State DOE competencies and industry standards. (Not a lot of capital investment required)
- 3) By September 2020, offer a new CTE Health Science Program that aligns to State DOE competencies and industry standards with an embedded internship component. To work in concert with Fire Science – EMT and LNA certifications.

The ATC is in a transition with the career counseling area. Apprenticeship programs are being looked into. Students participating in internships at the hospital are gaining valuable experiences.

Employment trend data for the field of Manufacturing was shared. The population employed in this area is aging; 32% of the working population in Manufacturing are 55 and older. These are clean manufacturing positions that result in livable wages. What is the advantage to a student coming out of this program over someone coming in off the street? Do they come in at a higher level wage? The opportunity for advanced education is one benefit. A commitment to get the program off the ground exists. It would be great if the local companies could work in a commitment to start these students at a higher step than one off the street.

### **c. Curriculum Renewal Cycle**

Dr. Forrest distributed a fresh copy of the current Curriculum Renewal Cycle. This will go before the Education Committee next.

### **d. Accept Gift/Donation (Board Vote Required)**

- 1) ConVal High School requests authorization to accept a gift/donation of used SCBA equipment from the Peterborough Fire Department for the purpose of training for ConVal's Firefighter training program.

**Stephan Morrissey moved to accept the gift as read. Dick Dunning second. Unanimous.**

### **e. Accept Gift/Donation (Board Vote Required)**

- 1) ConVal High School requests authorization to accept a gift/donation of \$20,000.00 from The Luther Family for the purpose of a one button studio, autoclave, lab benches, and landscaping.

**Stephan Morrissey moved to accept the gift with many thanks. Dick Dunning second. Unanimous.**

## **8. Reports**

### **a. Student Representative – Lily Denehy**

Lily Denehy reported that Homecoming was last week. Football was well attended. This week, the Field Hockey team is holding a clinic with the middle school team.

Gib West reported that Nick Seymour will be honored at Friday night's football game. Players will wear Nick's number on their helmet.

### **b. Teacher Representative – Patrick Cogan/Linda Compton**

None.

### **c. Strategic Plan Committee – Pierce Rigrod**

Pierce Rigrod reported that updates to the Strategic Plan were discussed. The past survey was mentioned as a starting point for the bi-annual survey. Questions will be reviewed. School Board goals were discussed. Language is being worked on to arrive at actionable goals. Board goals will be developed and brought to the next board meeting for a vote.

### **d. Budget & Property Committee – Dick Dunning**

Dick Dunning reported that Jim Fredrickson will be Vice-Chair. End of year financial review is forthcoming. Initial cost for four labs was provided at \$1.6M not including furniture and equipment (\$88K). Bonding additional lab(s) was discussed pending the result of the 2016/2017 end of year balance. Jim Fredrickson will send Antrim a recommendation on the Antrim Gym Floor.

### **e. Communications Committee – Stephan Morrissey**

Stephan Morrissey reported that Kristen Reilly and Janine Lesser are underway in developing a Communication Plan.

### **f. Selectmen's Advisory Committee – Bernd Foecking**

Bernd Foecking reported that a presentation on demographics was shared. An update on the Strategic Plan was shared in terms of the two models presented.

### **g. Education Committee – Crista Salamy**

Crista Salamy reported that a policy on field trips was reviewed. Discussion on this policy resulted in no proposed changes and sending it back to Policy Committee. The fees part falls under the policy.

In November, the committee will look at a policy for fees potentially and how it would be constructed for five categories of fees. In addition, waiving athletic fees for the remainder of this year will be asked. This will allow time to figure out total cost for athletics.

**Dick Dunning moved to waive spring athletic fees. Pierce Rigrod second.**

Rich Cahoon asked the urgency with this now if it has to be laid out.

Pierce Rigrod said that a clear problem statement is sought. Dick said that we want to waive spring because we have done it for fall and winter. This would be equitable. For clarity, it would be for this year at this point. Pierce Rigrod said that looking at this further will allow for a thorough review. He believes that we don't want to go back and forth on this from one year to the next.

Kimberly urged everyone to look at the minutes; she believes this was tabled.

**Dick Dunning modified his motion to bring forward that fees for Running Start, Advanced Placement fees, and any academic course requirement fees would be covered by district funding. Rich Cahoon second.**

Education Committee will lay it all out.

Pierce said that we have a table of all of the fees listed. Color coding the fees was suggested.

Jerome Wilson asked the final cost. Running Start was already budgeted. AP was approximately \$9K; tri-folds for science fairs totaled \$120.00.

This is athletic fees and course requirement fees. \$9,300 in course required fees, not including Running Start, and what we haven't collected in athletic fees.

**Unanimous.**

## **9. Old Business**

### **a. Fees (Board Vote Required)**

Discussed and voted under agenda 8g.

### **b. Open Positions**

Tim Markley reported three open positions; PES Principal, CVHS Principal, and Student Services Director. These positions will be opened up for application. Ray & Associates will conduct recruiting for the high school principal position.

**Dick Dunning moved to advertise three positions. Second.**

What happened to the possibility of a study in the Student Services Department. Kimberly reported that a presentation will be given to the board in November. Several different configurations will be shared.

**Unanimous.**

## **10. New Business**

### **a. 1<sup>st</sup> Read Policy**

- ADB – Drug-Free Workplace/Drug-Free Schools
- GBEC – Drug-Free Workplace/Drug Free Schools
- BEDC – Quorum
- ECAF – Audio and Video Surveillance On School Buses

Rich Cahoon referenced these policies for a first read. The field trip policy was discussed at tonight's Policy Committee meeting as well.

## **11. Public Comment**

A question was asked from a community member present, about the company who is recruiting for the high school principal position; will they also recruit for the PES Principal position? No. Will they be referred to the PES position? Tim Markley said that the scope of the two positions is quite different.

A more aggressive approach for the PES Principal position was asked.

Dick Dunning said that candidates for a high school principal position would be pursuing secondary education. He hears the desire to search more aggressively for the PES position.

## **12. Approval of Manifests (Board Vote Required)**

Mindy Ryan certified that manifests totaling \$301,412.95 and Payroll totaling \$1,690,792.22 have been reviewed by her and found to be proper charges against the Contoocook Valley School District for goods and/or services received and have been properly processed prior to their submittal to the School Board.

**Stephan Morrissey moved to approve the manifests as read. Dick Dunning second. Unanimous.**

## **13. Non-Public Session: RSA 91-A:3,II (If Required)**

### **a. Negotiations**

### **b. Personnel**

### **c. Superintendent Evaluation**

**Stephan Morrissey motioned to enter into non-public session in accordance with RSA 91-A:3,II for negotiations at 8:49 p.m. Unanimous on a roll call vote.**

**Pierce Rigrod moved to exit non-public session at 9:04 p.m. Stephan Morrissey second. Unanimous.**

**Stephan Morrissey motioned to seal the minutes of non-public session for two years. Dick Dunning second. Unanimous.**

**Stephan Morrissey motioned to adjourn at 9:05 p.m. Dick Dunning second. Unanimous.**

Respectfully submitted,

Brenda Marschok





# Toward Excellence for Every Child


## ATC Goals 2017-2018

John Reitnauer

Michelle L. Voto



# Review of Data



# Data Analysis:


## ATC Area School Enrollment 2013 - 2017 Raw Data

SY	CTEID	CTECenter	SendDistrict	SendSchID	SendingSchool	Students
2012	28310	Region 14 Applied Technology Center	112	22290	Conval Regional High School	329
2012	28310	Region 14 Applied Technology Center	274	22265	Conant High School	49
2013	28310	Region 14 Applied Technology Center	112	22290	Conval Regional High School	382
2013	28310	Region 14 Applied Technology Center	274	22265	Conant High School	61
2014	28310	Region 14 Applied Technology Center	112	22290	Conval Regional High School	203
2014	28310	Region 14 Applied Technology Center	274	22265	Conant High School	11
2015	28310	Region 14 Applied Technology Center	112	22290	Conval Regional High School	189
2015	28310	Region 14 Applied Technology Center	274	22265	Conant High School	16
2016	28310	Region 14 Applied Technology Center	112	22290	Conval Regional High School	268
2016	28310	Region 14 Applied Technology Center	274	22265	Conant High School	14
2016	28310	Region 14 Applied Technology Center	342	23050	Mascenic Regional High School	1
2017	28310	Region 14 Applied Technology Center	112	22290	Conval Regional High School	234
2017	28310	Region 14 Applied Technology Center	274	22265	Conant High School	7
2017	28310	Region 14 Applied Technology Center	342	23050	Mascenic Regional High School	2



# Data Analysis: ATC Area School Enrollment SY2012-2013 - SY 2017-2018 *Graph Breakdown*

## ATC Enrollment by Sending School



## Data Analysis: Changes in ATC Enrollment 2012 - 2017

86% decline in area school ATC enrollments  
over the past 6-years

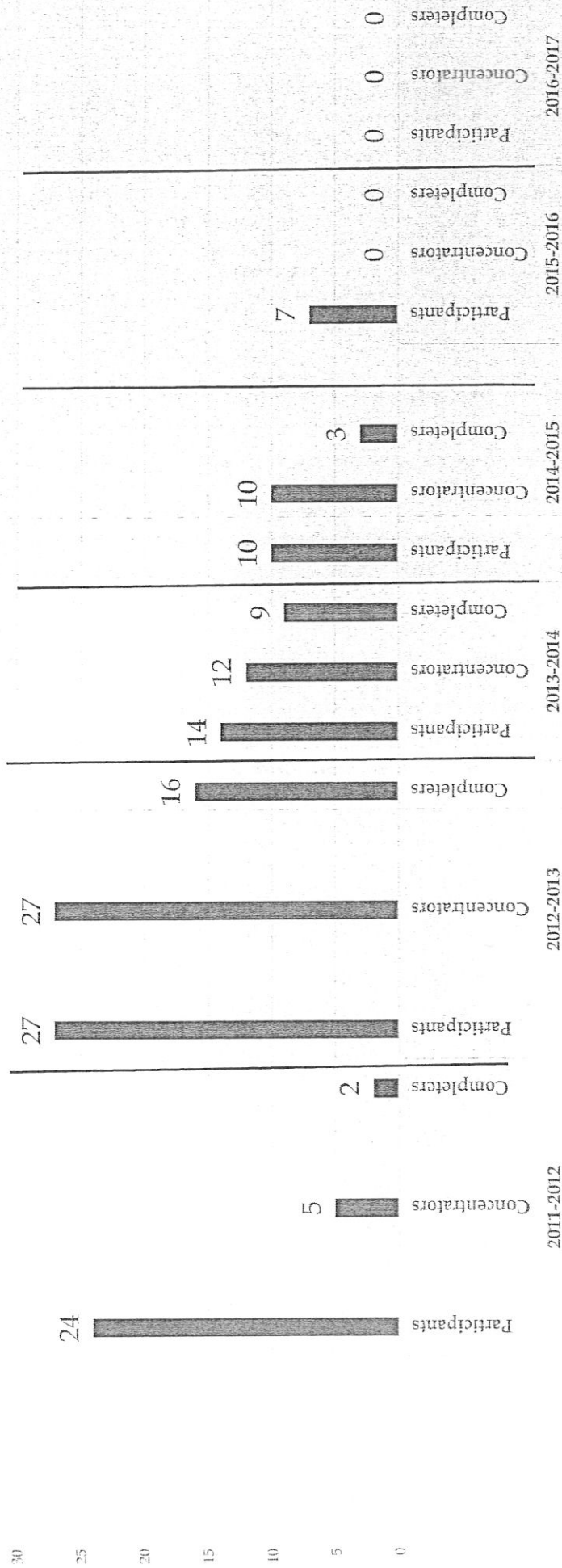
29% decline in ConVal ATC enrollments  
over the past 6-years



# Data Analysis:

## ATC - CTE Program Enrollment

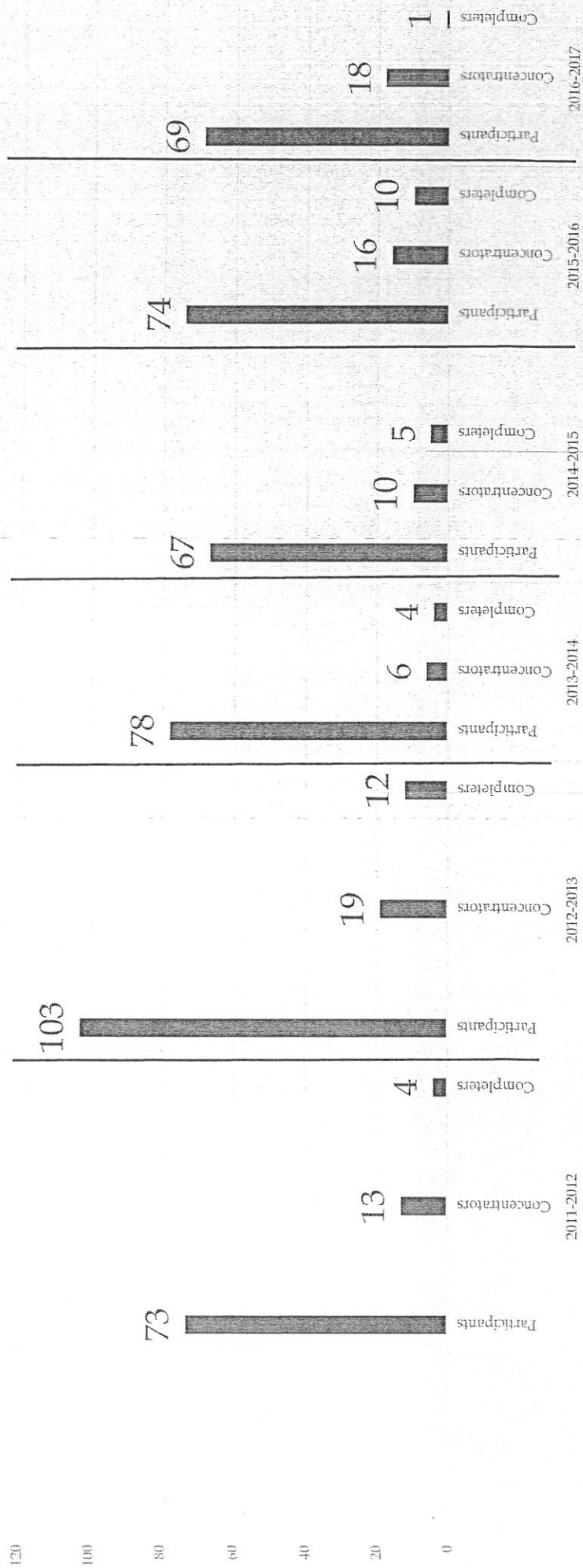
### Accounting Technician



# Data Analysis:

## ATC - CTE Program Enrollment

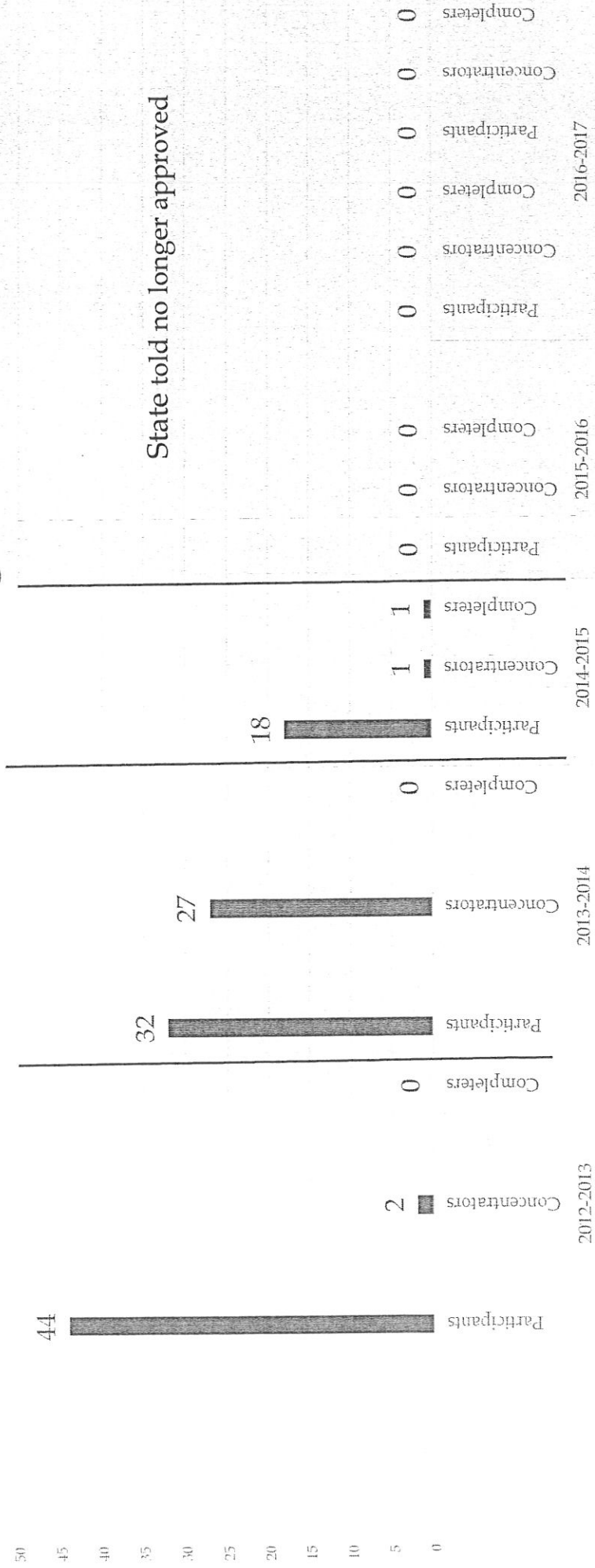
### Business/Commerce, General



# Data Analysis:

## ATC - CTE Program Enrollment

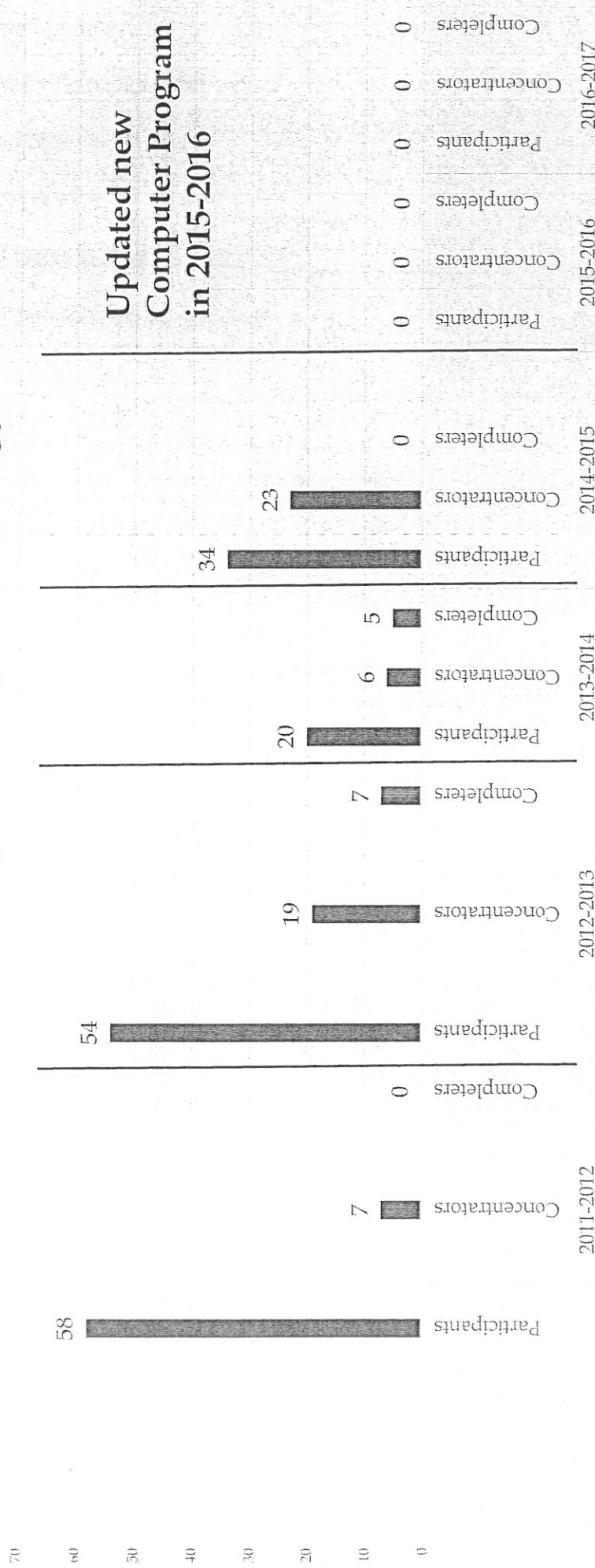
### Cabinetmaking and Millwork



# Data Analysis:

## ATC - CTE Program Enrollment

### Computer Engineering Technology



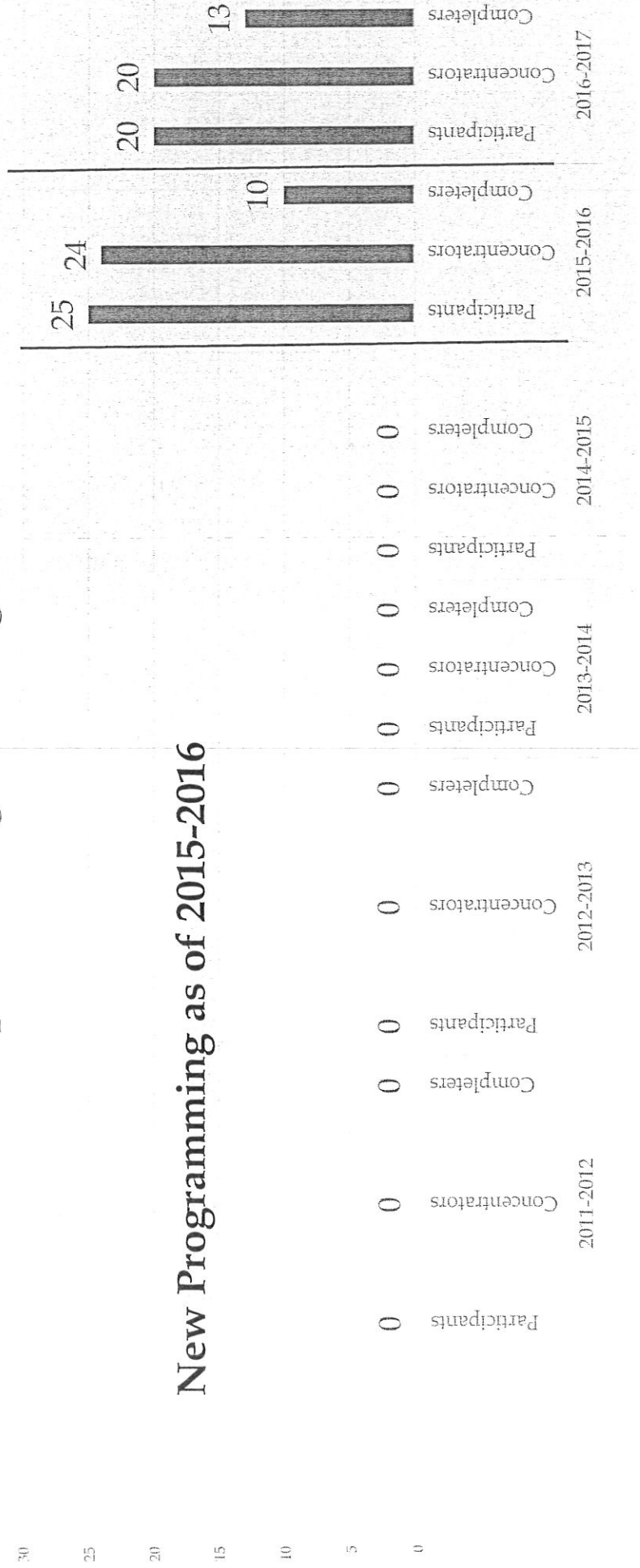


# Data Analysis:

## ATC - CTE Program Enrollment

### Computer Programming, General

#### New Programming as of 2015-2016



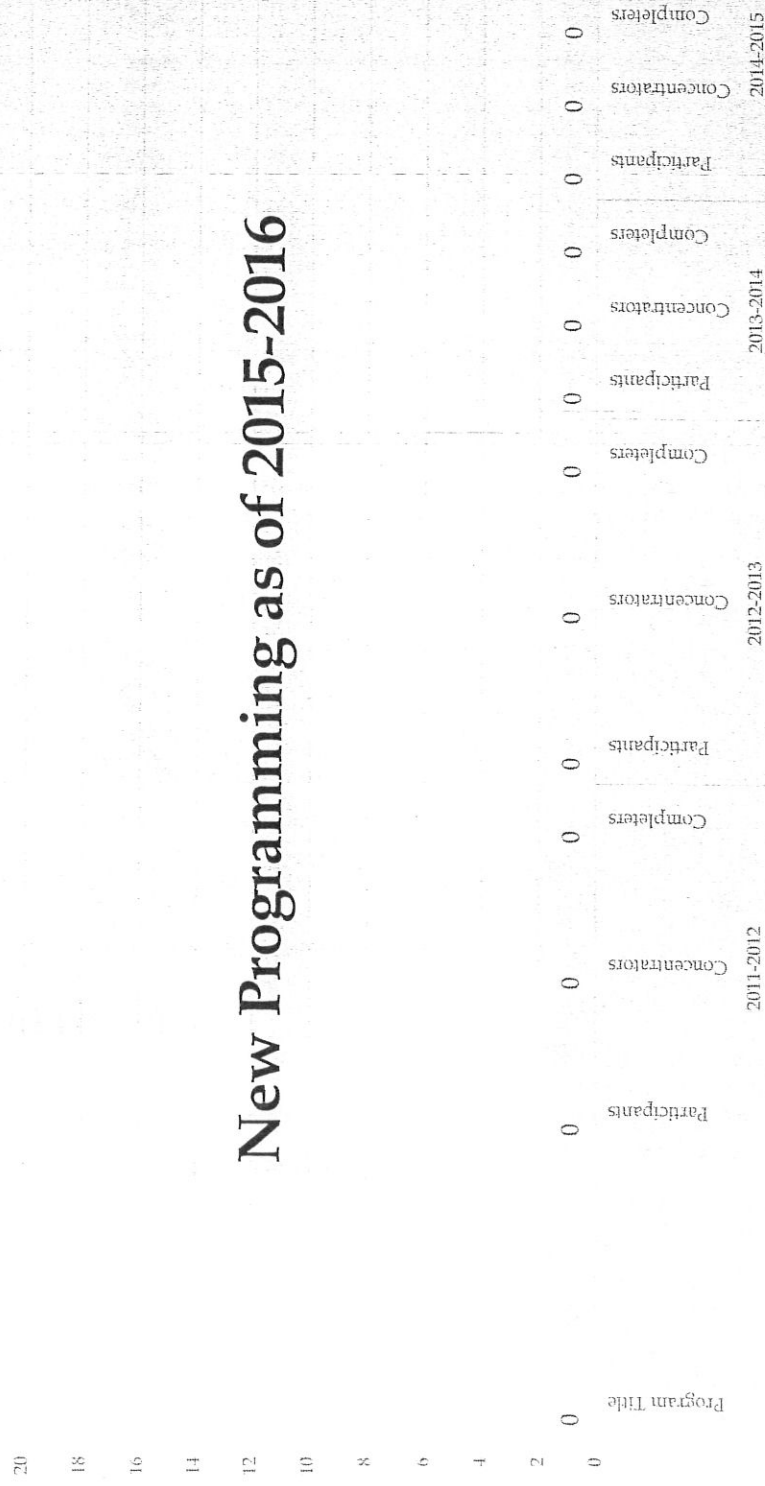


# Data Analysis:

## ATC - CTE Program Enrollment

### Computer Systems Networking & Telecommunications

#### New Programming as of 2015-2016



# Data Analysis:

## ATC - CTE Program Enrollment

Cooking and Related Culinary Arts, General

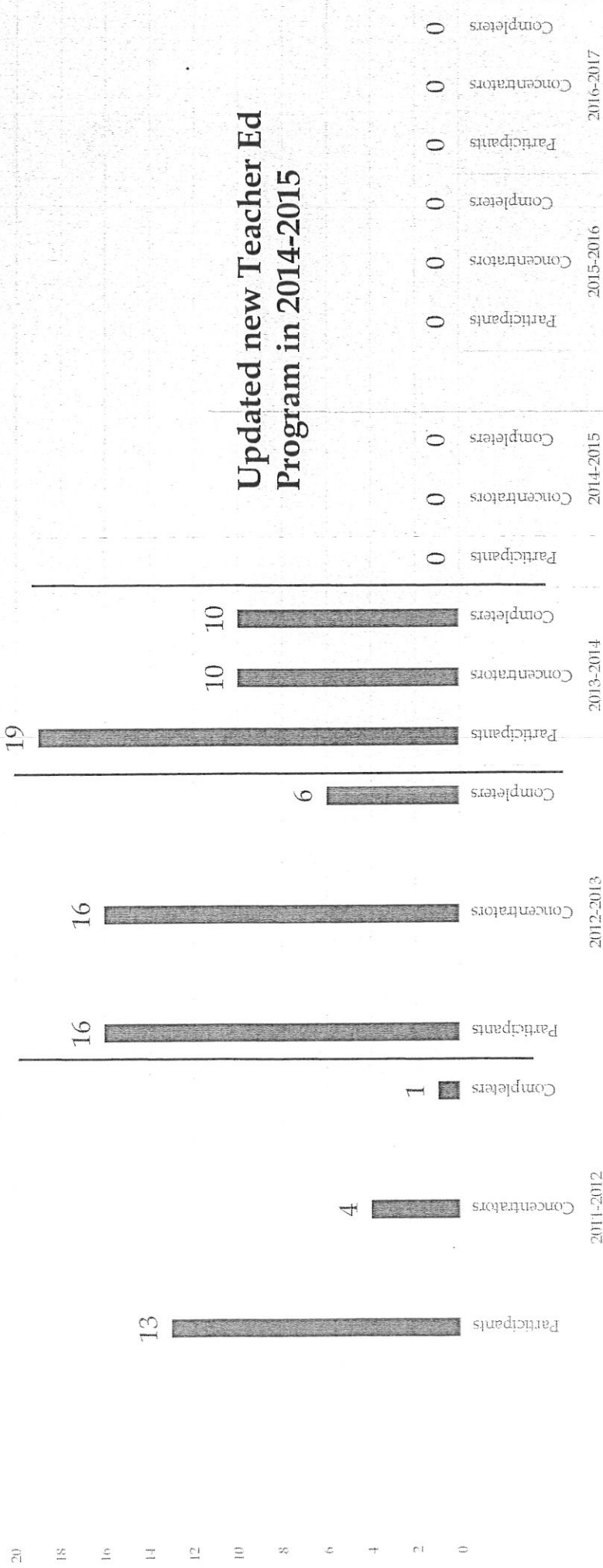




# Data Analysis:

## ATC - CTE Program Enrollment

### Early Childhood Education and Teaching




# Data Analysis:

## ATC - CTE Program Enrollment

### Teacher Education, Multiple Levels

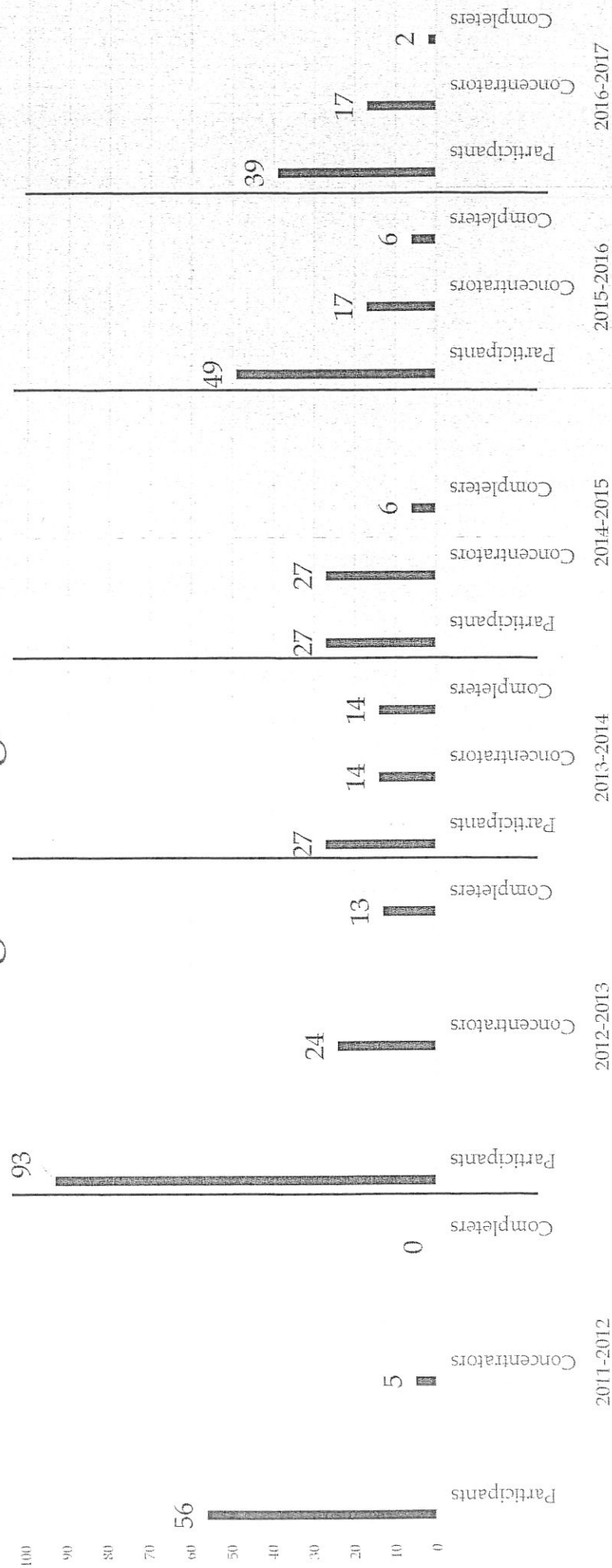
#### New Programming as of 2014-2015





# Data Analysis: ATC - CTE Program Enrollment

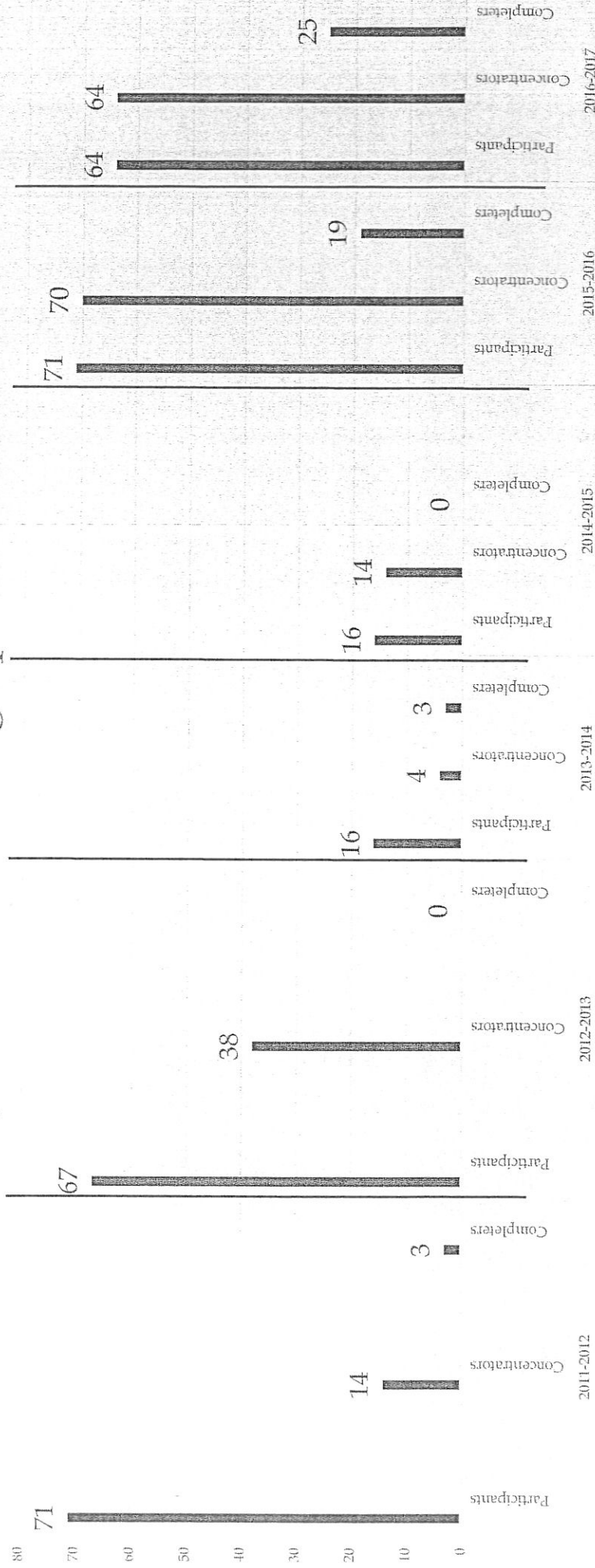
## Engineering, General



# Data Analysis:

## ATC - CTE Program Enrollment

### Film/Video and Photographic Arts, Other

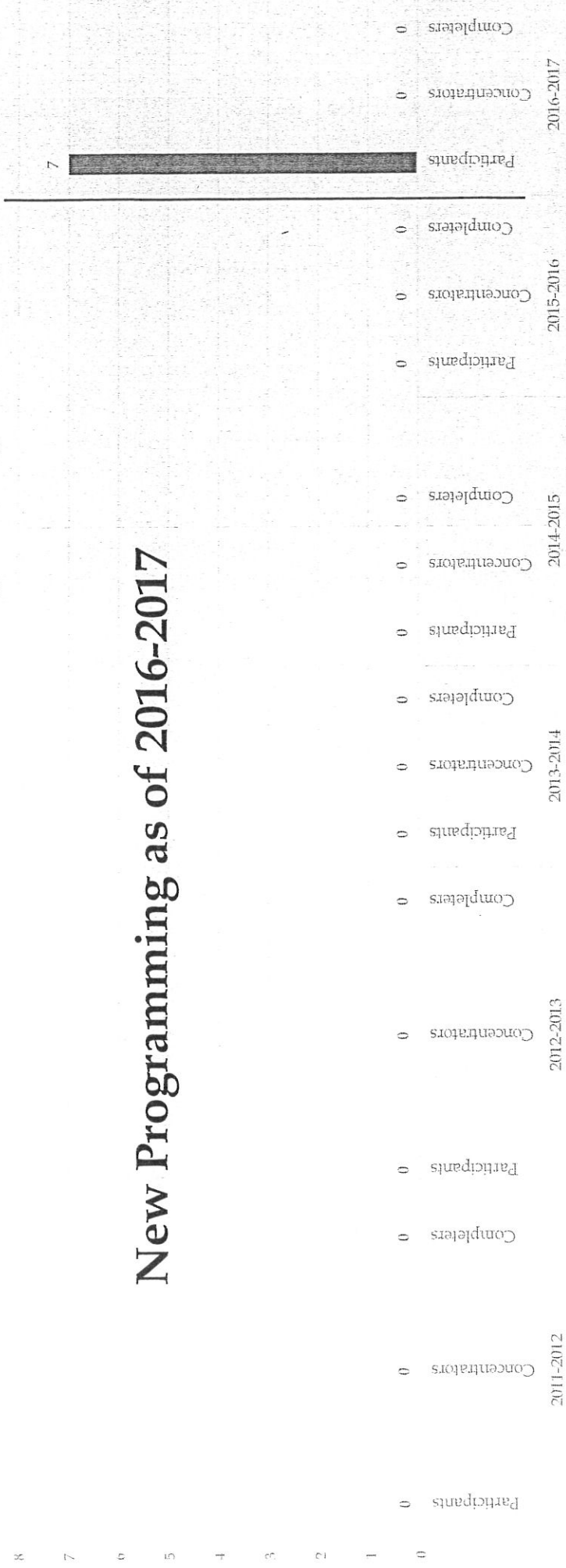


# Data Analysis:

## ATC - CTE Program Enrollment

### Fire Science/Fire Fighting

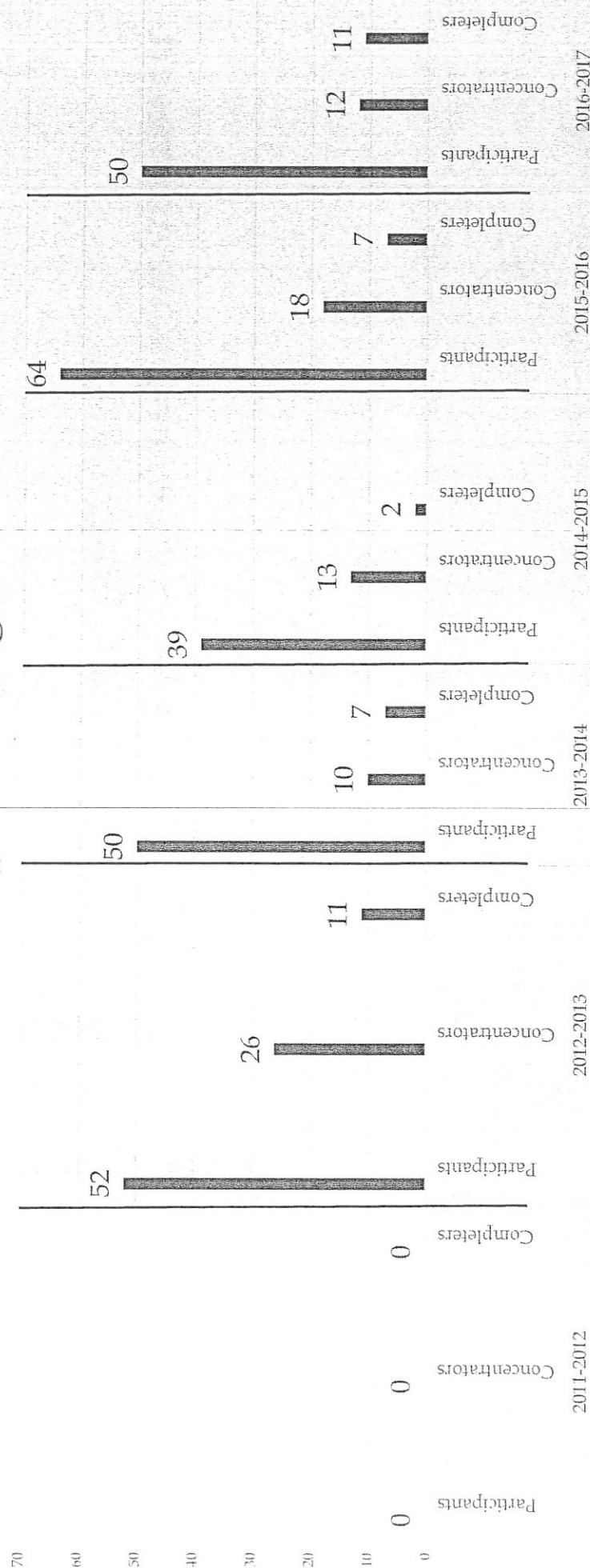
#### New Programming as of 2016-2017



# Data Analysis:

## ATC - CTE Program Enrollment

### Graphic Design

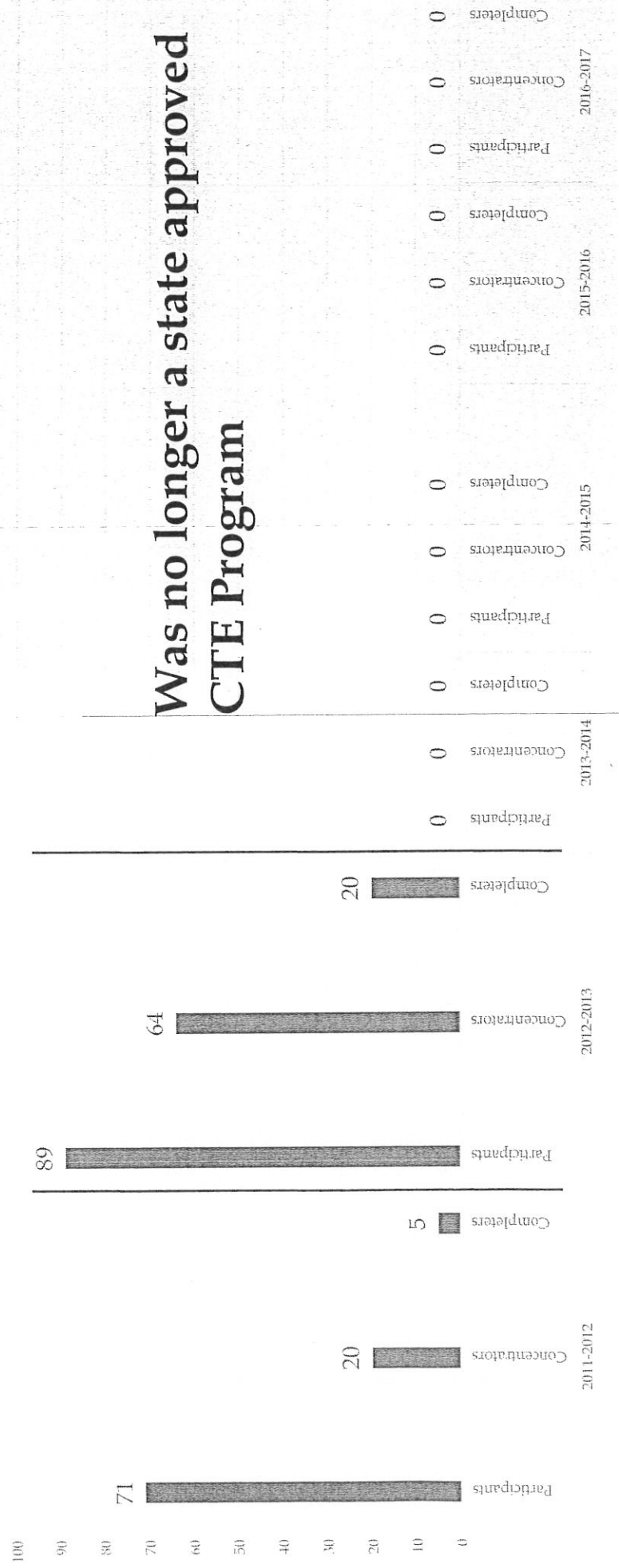




# Data Analysis:

## ATC – CTE Program Enrollment

### Health Professions & Related Services





# Data Analysis:


## Employment Trends based on Economic & Labor Market

### County 1

		State 2 2012-2022			US 2 2012-2022		
Program Title	Occ. Title	% Change	Projected Annual Job	Median Salary (2015)	% Change	Projected Annual Job	Median Salary (2015)
Accounting Technician	Accountants & Auditors	13%	190	\$79,100	13%	54,420	\$86,100
Business/Commerce, General	Administrative Service Managers	9%	20	\$100,900	8%	7,720	\$104,900
	Managers, All Other	5%	260	\$56,200	4%	25,540	\$58,400
Computer Programming, General	Human Resource Specialists	8%	60	\$70,100	5%	13,930	\$79,500
Computer Systems Networking & Telecommunications	Computer Programmers	-11%	40	\$74,400	-8%	8,100	\$77,800
	Network & Computer Systems Administrators	5%	30	\$59,200	8%	7,940	\$62,300
Engineering, General	Computer Network Support Specialists	9%	10	\$86,200	8%	3,690	\$100,200
	Computer Network Architects	12%	10	\$71,000	9%	10,670	\$82,200
Engineering, General	Civil	10%	50	\$81,300	5%	10,250	\$83,600
	Mechanical	7%	70	\$93,800	1%	4,110	\$93,000
Engineering, General	Electrical	1%	30	\$48,500	0%	1,710	\$61,300
	Engineering Technicians, Except Drafters, All Others	2%	20		6%	280	
Film/Video and Photographic Arts, Other	Camera Operators, Television, Video & Motion Picture	9%	0		14%	2150	
	Audio & Video Equipment Technicians	15%	10		1%	230	
Fire Science/Fire Fighting	Film & Video Editors	7%	0		4%	2030	
	Photographers	3%	10				
Graphic Design	Graphic Designers	2%	30	\$41,100	1%	6,580	\$46,900
	Multimedia Artists & Animators	8%	0	\$55,500	6%	1,590	\$64,000
Teacher Education, Multiple Levels	Art Directors	2%	0	\$74,000	2%	1,580	\$89,800
	Elementary School Teachers, Except Special Education	3%	150	\$55,700	6%	37,870	\$54,900
Teacher Education, Multiple Levels	Secondary School Teachers, Except Special and CTE	3%	130	\$56,600	6%	28,400	\$57,200
	CTE Teachers, Secondary School	-2%	10	\$57,600	0%	1920	\$56,100

Projection data available via the Economic and Labor Market Information (ELMI) division of NH Employment Security

# Review of Goals



## ATC Goals:

### Draft 3-Smart Goals for New CTE Programming

- 1. By September 2018, offer a new CTE Manufacturing Program that aligns to state DOE competencies and industry standards with an embedded internship component.*
- 2. By September 2018, offer a new CTE Accounting Program that aligns to state DOE competencies and industry standards.*
- 3. By September 2020, offer a new CTE Health Science Program that aligns to state DOE competencies and industry standards with an embedded internship component. To work in concert with Fire Science – EMT and LNA certifications.*

# Data Analysis:

## Manufacturing –

Employment Trends based on Economic & Labor Market

### New Hampshire Economic Development



172 Pembroke Rd  
Concord, New Hampshire 03301

Aging population – 32% of the working population in Manufacturing are 55 and older

### Industries

Code	Description
31	Manufacturing

### Industry Summary for Manufacturing

29,531

Jobs (2016)

50% above National average

-4.6%

% Change (2013-2021)

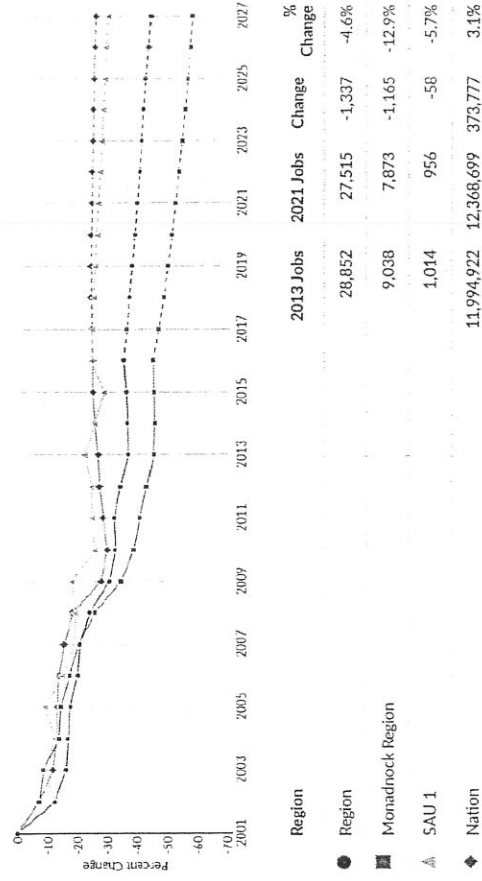
Nation: +3.1%

\$93,197

Avg. Earnings Per Job (2016)

Nation: \$80,588

Regional Trends





# Data Analysis:

## ACCOUNTING -

Employment Trends based on Economic & Labor Market

### New Hampshire Economic Development



172 Pembroke Rd  
Concord, New Hampshire 03301

### Occupations

Code Description

43-3031 Bookkeeping, Accounting, and Auditing Clerks

Occupation Summary for Bookkeeping, Accounting, and Auditing Clerks

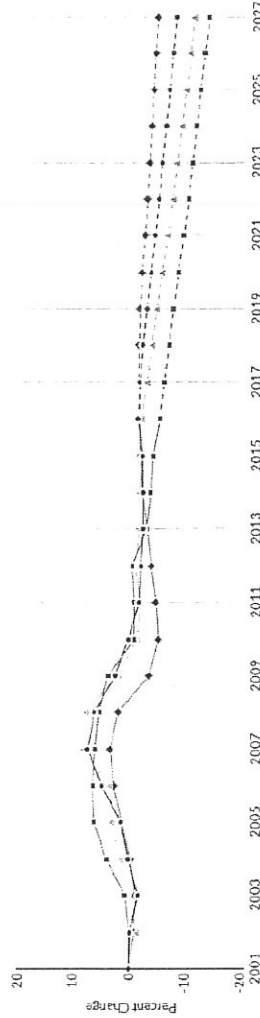
8,330  
Jobs (2016)  
4% above National average

-6.4%  
% Change (2017-2027)  
Nation: -3.2%

\$19.06/hr  
Median Hourly Earnings  
Nation: \$18.45/hr

Aging population - 37% of the working population are 55 and older

Regional Trends



Region	2017 Jobs	2027 Jobs	Change	% Change
Region	8,296	7,763	-533	-6.4%
Cheshire County, NH	431	395	-36	-8.4%
Hillsborough County, NH	2,516	2,299	-217	-8.6%
United States	1,756,021	1,699,552	-56,469	-3.2%

# Data Analysis:

## Health Care -

Employment Trends based on Economic & Labor Market

### New Hampshire Economic Development



172 Pembroke Rd  
Concord, New Hampshire 03301

Aging population - 33% of the working population are 55 and older

#### Industries

Code	Description
62	Health Care and Social Assistance

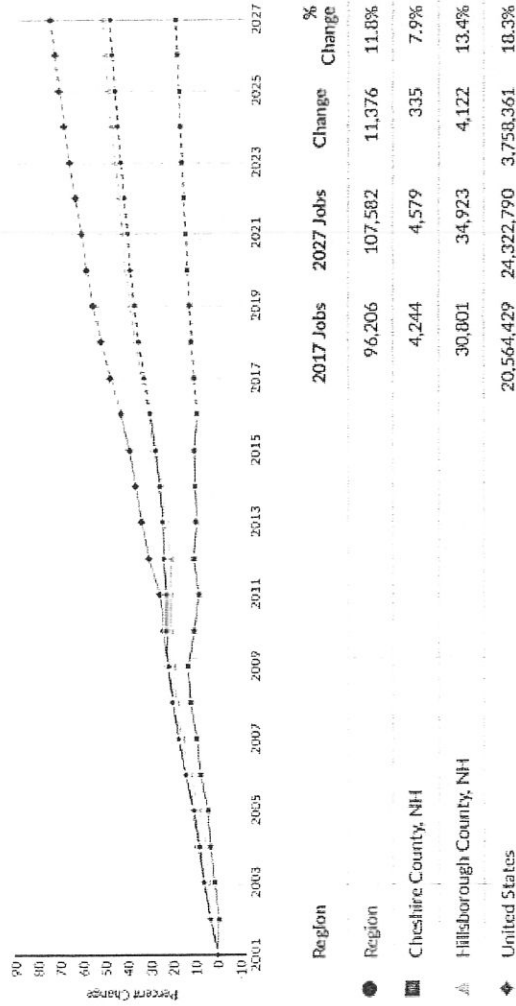
#### Industry Summary for Health Care and Social Assistance

94,256  
Jobs (2016)  
4% above National average

+11.8%  
% Change (2017-2027)  
Nation: +18.3%

\$63,363  
Avg. Earnings Per Job (2016)  
Nation: \$57,050


#### Regional Trends



# ATC Goals -

## Alignment to Strategic Plan:

- 1.4.1 The School District will develop a process for students to explore and study post-secondary career opportunities
- 1.4.2 The School District will establish appropriate and meaningful work opportunities by offering an increased number of work and internship experiences.
- 1.4.3 The School District will review the present ATC offerings in relation to workforce projections and make appropriate programmatic changes.
- 1.4.4 The School District will collaborate with other community organizations and businesses to provide extended learning opportunities.
- 2.3.1 The School District will expand middle/high school summer opportunities.
- 2.3.2 The School District will create partnerships with local businesses
- 2.3.3 The School District will establish articulation agreements with other local institutions.
- 2.5.6 The School District will increase visibility in local print media.
- 3.6.1 The School District will create preliminary documents regarding high school and ATC renovation and space reconfiguration
- 3.6.2 The School District will share preliminary documents regarding high school and ATC renovation and space reconfiguration.
- 3.6.3 The School District will prepare a bond for renovation work at the high school and ATC.
- 3.6.4 The School District will share bond information regarding high school and ATC renovation and space reconfiguration.



**Thank you for your time.**

**Any questions?**



# CYCLES OF CURRICULUM RENEWAL CONVAL REGIONAL SCHOOL DISTRICT

Revision: 10/3/2017

ELA  
MATH  
SCIENCE  
SOC ST  
HEALTH/PHYSICAL  
EDUCATION  
ARTS  
CSC  
COMMONS  
WORLD LANG

ENGLISH LANGUAGE ARTS  
MATHEMATICS  
SCIENCE  
SOCIAL STUDIES  
HEALTH/PHYSICAL EDUCATION  
ART/MUSIC etc.  
COMPREHENSIVE SCHOOL COUNSELING PROGRAM  
LIBRARY/MEDIA - LEARNING COMMONS  
WORLD LANGUAGES

Sequence Code  
PR - Program review and recommendations  
P - Pilot year for program changes  
A - Adoption/Implementation Year 1  
I-2 - Implementation Year 2  
I-3 - Implementation Year 3

Fall 2017	Spring 2018	Fall 2018	Spring 2019	Fall 2019	Spring 2020	Fall 2020	Spring 2021	Fall 2021	Spring 2022	Fall 2022	Spring 2023
PR - ELA K-5	PR - ELA K-5	P - ELA K-5	P - ELA K-5	A - ELA K-5	A - ELA K-5	I-2 - ELA K-5	I-2 - ELA K-5	I-3 - ELA K-5	I-3 - ELA K-5	PR - ELA K-5	PR - ELA K-5
PR - ELA 6-8	PR - ELA 6-8	P - ELA 6-8	P - ELA 6-8	A - ELA 6-8	A - ELA 6-8	I-2 - ELA 6-8	I-2 - ELA 6-8	I-3 - ELA 6-8	I-3 - ELA 6-8	PR - ELA 6-8	PR - ELA 6-8
PR - ELA HS	PR - ELA HS	P - ELA HS	P - ELA HS	A - ELA HS	A - ELA HS	I-2 - ELA HS	I-2 - ELA HS	I-3 - ELA HS	I-3 - ELA HS	PR - ELA HS	PR - ELA HS
A - MATH K-4	A - MATH K-4	I-2 MATH K-4	I-2 MATH K-4	I-3 MATH K-4	I-3 MATH K-4	PR - MATH K-4	PR - MATH K-4	P - MATH K-4	P - MATH K-4	A - MATH K-4	A - MATH K-4
PR - MATH 5-8	PR - MATH 5-8	P - MATH 5-8	P - MATH 5-8	A - MATH 5-8	A - MATH 5-8	I-2 MATH 5-8	I-2 MATH 5-8	I-3 MATH 5-8	I-3 MATH 5-8	PR MATH 5-8	PR MATH 5-8
PR - MATH HS	PR - MATH HS	P - MATH HS	P - MATH HS	A - MATH HS	A - MATH HS	I-2 MATH HS	I-2 MATH HS	PR - MATH HS	PR - MATH HS	P - MATH HS	P - MATH HS
P - SCIENCE K-5	P - SCIENCE K-5	A - SCIENCE K-5	A - SCIENCE K-5	I-2 - SCIENCE K-5	I-2 - SCIENCE K-5	I-3 - SCIENCE K-5	I-3 - SCIENCE K-5	PR - SCIENCE K-5	PR - SCIENCE K-5	P - SCIENCE K-5	P - SCIENCE K-5
P - SCIENCE 6-8	P - SCIENCE 6-8	A - SCIENCE 6-8	A - SCIENCE 6-8	I-2 - SCIENCE 6-8	I-2 - SCIENCE 6-8	I-3 - SCIENCE 6-8	I-3 - SCIENCE 6-8	PR - SCIENCE 6-8	PR - SCIENCE 6-8	P - SCIENCE 6-8	P - SCIENCE 6-8
PR - SCIENCE HS	PR - SCIENCE HS	P - SCIENCE HS	P - SCIENCE HS	A - SCIENCE HS	A - SCIENCE HS	I-2 - SCIENCE HS	I-2 - SCIENCE HS	PR - SCIENCE HS	PR - SCIENCE HS	P - SCIENCE HS	P - SCIENCE HS
I-2 - HEALTH/PE K-8	I-2 - HEALTH/PE K-8	I-3 - HEALTH/PE K-8	I-3 - HEALTH/PE K-8	PR - HEALTH/PE K-8	PR - HEALTH/PE K-8	P - SOC ST K-5	P - SOC ST K-5	A - SOC ST K-5	A - SOC ST K-5	I-2 - SOC ST K-5	I-2 - SOC ST K-5
P - HEALTH/PE 9-12	P - HEALTH/PE 9-12	A - HEALTH/PE 9-12	A - HEALTH/PE 9-12	I-2 - HEALTH/PE 9-12	I-2 - HEALTH/PE 9-12	P - SOC ST 6-8	P - SOC ST 6-8	A - SOC ST 6-8	A - SOC ST 6-8	I-2 - SOC ST 6-8	I-2 - SOC ST 6-8
I-2 - ARTS K-12	I-2 - ARTS K-12	I-3 - ARTS K-12	I-3 - ARTS K-12	PR - ARTS K-12	PR - ARTS K-12	PR - SOC ST 6-8	PR - SOC ST 6-8	P - SOC ST 6-8	P - SOC ST 6-8	A - SOC ST 6-8	A - SOC ST 6-8
I-3 - CSC K-12	I-3 - CSC K-12	PR - CSC K-12	PR - CSC K-12	P - CSC K-12	P - CSC K-12	PR - SOC ST HS	PR - SOC ST HS	HS	HS	I-2 - HEALTH/PE K-8	I-2 - HEALTH/PE K-8
A - L. COMMONS K-12	A - L. COMMONS K-12	I-2 - L. COMMONS K-12	I-2 - L. COMMONS K-12	I-3 - L. COMMONS K-12	I-3 - L. COMMONS K-12	PR - L. COMMONS K-12	PR - L. COMMONS K-12	PR - L. COMMONS K-12	PR - L. COMMONS K-12	A - L. COMMONS K-12	A - L. COMMONS K-12
PR - WORLD LANG K-12	PR - WORLD LANG K-12	PR - WORLD LANG K-12	PR - WORLD LANG K-12	P - WORLD LANG K-12	P - WORLD LANG K-12	A - WORLD LANG K-12	A - WORLD LANG K-12	I-2 - WORLD LANG K-12	I-2 - WORLD LANG K-12	I-3 - WORLD LANG K-12	I-3 - WORLD LANG K-12

## Curriculum Renewal Cycle

### Year One: Program Review and Recommendation

- Establish applicable committees to evaluate current program and materials
- Research current best practice
- Develop/execute/review/revise scope and sequence based on standards
- Research possible pilot programs
- Create summative evaluation report

### Year Two: Pilot Cycle

- Review summative report from year one
- Select pilot programs and materials
- Finalize curriculum guides
- Create program evaluation tool
- Select new program
- Summer curriculum training

### Year Three: Systematic Adoption

- Purchase required materials
- Continue training
- Create curriculum maps
- Grade level meetings
- Implement assessments
- Review assessment and staff data

### Year Four: Systematic Implementation

- Review prior year assessment data and staff surveys
- Continue training
- Expand units of studies
- Review assessment and staff data

### Year Five: Systematic Implementation Continued

- Review prior year assessment data and staff surveys
- Continue training
- Expand units of studies
- Conduct program assessment
- Create evaluation report
- Recommend new five year cycle

While we recognize that each of our nine towns and eleven schools are distinctive in their own right, our goal is to ensure that all of our students have access to the same high quality curricular experience.